

# Summer Reading Assignment

## Fourth Grade



Summer is a great time to kick back, relax, and enjoy fun in the sun! It's also a great time to dive into some great books! For your summer reading assignment, you will read three books: A non-fiction book of your choice, a fiction book of your choice, and a selection from the Must-Read list. You will complete two assignments and one project.

**\*Remember:** To see if a book is a "just-right" fit for you, pick a page to read and hold up 5 fingers. Then, put down a finger every time you come to a word you don't know. If you put down all 5 fingers, the book is too hard. Otherwise, it is just right!\*



### Non-fiction Choice:

Choose any non-fiction book on a topic that interests you. The book must be at your "just-right" reading level. Read the book and fill out the attached sheet.



### Fiction Choice:

Choose any fiction book from any genre that you enjoy. The book must be at your "just-right" reading level. Read the book and fill out the attached sheet.



### Must-Read List:

Choose one book from this list. Read the book and complete a project as detailed on the attached sheet. You will present your project to the class, so please be prepared.

\*Rules by Cynthia Lord

\*Tales of a Fourth Grade Nothing by Judy Blume

\*Keeping Score by Linda Sue Park

\*Poppy by Avi

\*The view from Saturday by E. L. Konigsburg

\*Escape from Mr. Lemoncello's Library by Chris Grabenstein

\*The Lemonade War by Jacqueline Davies

\*Any fiction book by Matt Christopher (not a biography)

\*Any book from the I Survived series

First and Last Name in your neatest cursive \_\_\_\_\_

# Non-fiction Choice Assignment

Title of Book: \_\_\_\_\_

Author: \_\_\_\_\_



Interesting facts I learned from this book.

(Please write complete sentences in your own words.)

\*  
\_\_\_\_\_  
\_\_\_\_\_ page \_\_\_\_\_

\*  
\_\_\_\_\_  
\_\_\_\_\_ page \_\_\_\_\_

\*  
\_\_\_\_\_  
\_\_\_\_\_ page \_\_\_\_\_

\*  
\_\_\_\_\_  
\_\_\_\_\_ page \_\_\_\_\_

\*  
\_\_\_\_\_  
\_\_\_\_\_ page \_\_\_\_\_

I rate this book: ★ ★ ★ ★ ★

What is your opinion on the topic of this book? \_\_\_\_\_

\_\_\_\_\_  
\_\_\_\_\_

# Fiction Book Report

Title:

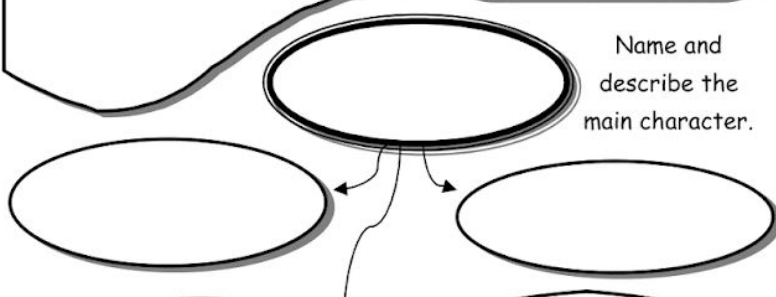

Author:

Tell how the conflict was resolved.

Describe the main conflict in this story.

- GENRE**
- realistic fiction
  - historical fiction
  - science fiction
  - fantasy
  - horror
  - other

If I had to design a new cover for this book it would look like this:



**setting**

This story mostly takes place \_\_\_\_\_

Draw the main setting.

By: .....

I rate this book:



First and Last Name in your neatest cursive \_\_\_\_\_

# Must-Read List Project Assignment

You will use your imagination and creativity to complete a project highlighting the major elements of your story. Use this sheet to plan your ideas, then complete one of the projects on the next page. We will collect this assignment and the rubric with your project at the beginning of the year.

Title: \_\_\_\_\_

Author: \_\_\_\_\_

**Characters:** who are the main characters in your story? List three **character traits** for each. Remember, character traits describe a character's personality, not his/her appearance. Kind, generous, intelligent, and sneaky are character traits. Tall, brown-haired, and thin are physical traits. (You may not fill in the whole chart, depending on how many main characters there are.)

Character	Trait 1	Trait 2	Trait 3

**Setting:** where does most of your story take place? when does your story take place? Sometimes we do not know the exact place and time, but the author gives the reader clues about when and where the events take place. If it is unclear, you may write a general description such as, "in the city during world war II." Use complete sentences.

-----  
-----  
-----  
-----

**Problem:** what is the main problem in the story? use complete sentences.

-----  
-----  
-----  
-----

**Events:** How do the characters attempt to solve the problem? Describe, in order, four events that take place after the problem is introduced. Use complete sentences.

1. \_\_\_\_\_  
\_\_\_\_\_  
\_\_\_\_\_  
\_\_\_\_\_

2. \_\_\_\_\_  
\_\_\_\_\_  
\_\_\_\_\_  
\_\_\_\_\_

3. \_\_\_\_\_  
\_\_\_\_\_  
\_\_\_\_\_  
\_\_\_\_\_

4. \_\_\_\_\_  
\_\_\_\_\_  
\_\_\_\_\_  
\_\_\_\_\_

**Solution:** How is the problem solved? Use complete sentences.

\_\_\_\_\_  
\_\_\_\_\_  
\_\_\_\_\_  
\_\_\_\_\_

Rate it! 

I would recommend this book to someone who \_\_\_\_\_  
\_\_\_\_\_  
\_\_\_\_\_

# Project Ideas!

Get Creative! Use your imagination! Have fun!

Select **ONE** of the projects below based on your Must-Read Book Selection. Complete the project and practice a two-five minute presentation. You will present your book to the class using your project.

\*Design a diorama depicting a scene from your story. On the outside of your box, write and display the title and author, characters/character traits, story events, problem and solution.

\*Pretend you are a character in your book. Design a postcard to "send" to another character. Your postcard should include an illustration of an important place or event on one side and a letter to the character on the other. You will need to put yourself in your character's shoes and write what you think this character would say. Your letter must be two well-developed paragraphs.

\*Make a collage using photographs, pictures and words from magazines, newspapers, or catalogs. Each item you include on your collage should be related to your story in some way. Be sure to include the title and author.

\*Create a timeline of important events from your story. Decorate the timeline with illustrations of your events, setting, and characters. Be sure to include the title and author.

\*Design puppets and a set and play out an important scene from the book. Remember that your audience will need some information before you present your play.

\*Make a mobile. Be sure to include all the elements.

\*Create a scrapbook or photo album of your book. Be sure to include all the elements.

\*Make a "treasure box" out of a shoe box. On the outside, make it look like a treasure box, complete with straps and a buckle/clasp. On the inside, make or find at least five items related to your story. Put the items in the box, along with an index card description of each item and its importance your story.

Your summer reading packets and projects are due on the first FULL DAY of school! Have fun and happy reading!

# Project Rubric

(For your teacher. This is how I will be grading your project!)

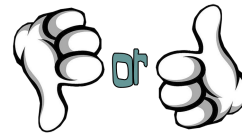
Name \_\_\_\_\_

Title of book \_\_\_\_\_

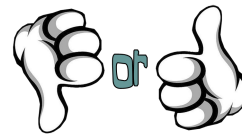
Author \_\_\_\_\_

Project was complete and on time (due first FULL DAY):

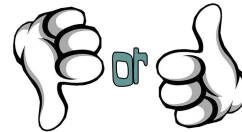
\*Including project planning sheet



Project is carefully and neatly completed:



Project is colorful and eye-catching:



Each element is included in some way:

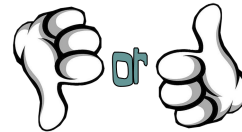
Character:

Setting:

Problem: (10 points for each check)

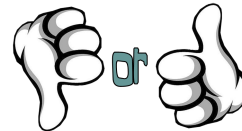
Events:

Solution:

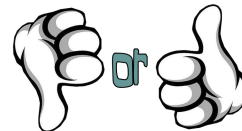


(X \_\_\_\_\_)

Title and author is included on the project:



Presentation is clear and rehearsed:



Total grade: \_\_\_\_\_