

School Supplies List: First Grade

Ms. Norton and Mrs. Pasto

2017-2018



The following items should be labeled with the student's name:

- All sweaters, sweater vests, sweatshirts, sweatpants, water bottles, and lunch bags
- 1 smock or old shirt for art class
- 1 reusable tote bag for library
- 1 pair of children's scissors
- 2 two pocket folders (any design: 1 for homework September and 1 for January)
- * 1 three ring binder (if your child is planning to take Italian)
- * 1 two pocket folder (if your child is planning to take Spanish)

Items for the student's desk:

- 1 hard plastic pencil case (for personal desk supplies)
- 1 box of Crayola washable markers
- 2 boxes of crayons (one for September and one for January)
- 6 glue sticks (3 for September and 3 for January)
- 2 dry erase markers
- 4 packs of #2 pencils (2 for September and 2 for January)

Items listed below are organized by your child's last name:

- Last names from A to L: 2 boxes of tissues and 2 containers of disinfectant wipes
- Last names from M to Z: 2 boxes of band-aides, 2 rolls of paper towels, and one bottle of hand sanitizer

Items that are useful for the classroom:

- Tennis balls
- Multicolor packs of construction paper
- Rolls of masking tape or Scotch tape
- Board games for rainy days
- Gently used books your child(ren) have outgrown
- Gently used playground and recess equipment

Books About Grade 1

Hello First Grade

by Joanne Ryder

A pet rabbit helps a first grade class love school.

Emily's Art

by Peter Catalanotto

Emily is a first-grade girl who loves to paint.



The Art Lesson

by Tomie dePaola

Tommy starts school, and can't wait for the day when the art teacher comes, but the art teacher only lets the children have one piece of paper, on which to "copy" her drawings.

Recess Mess

by Grace MacCarone

This is a story of Sam, who needs to go to the boys' room, but since he cannot read or spell, he worries about choosing the right door.

Other books in this first grade series are: *The Lunch Box Surprise* and *The Classroom*.



Starring First Grade

by Miriam Cohen

Jim learns to overcome his disappointment in not getting the part he wanted in a play, but helps out a friend who has stage fright.

Other books in this first grade series are: *First Grade Takes a Test*, *Lost in the Museum*, *See You Tomorrow*, *Charles*, *So What?: Welcome to First Grade*

The Night Before First Grade

by Natasha Wing

It's the night before the Big Day—first grade. Penny is excited to start the year with her best friend right beside her in the same classroom.

First Grade Stinks!

by Mary Ann Rodman

Haley desperately wants to go back to Ms. Lacy's kindergarten class where things are fun, that is, until she discovers the best thing about being in first grade.



Family Read-Alouds

Bark, George by Jules Feiffer

Bear Snores On by Karma Wilson

Bunny Cakes by Rosemary Wells

Chrysanthemum by Kevin Henkes

Don't Let the Pigeon Drive the Bus!
by Mo Willems

Fall Is Not Easy by Marty Kelley

First Day Jitters by Julie Dannenberg

Kite Flying by Grace Lin

Knuffle Bunny series by Mo Willems

Max's Words by Kate Banks

Red Is a Dragon by Grace Lin

Strega Nona series by Tomie dePaola

Scaredy Squirrel by Melanie Watt

We Both Read series- books (various authors) with alternating pages of higher and lower reading levels, designed for a beginning reader to take turns reading with an adult.



During the summer it is easier to make time to read some of the many wonderful books that have been written for children. When choosing a just right book, you can use the suggestions on our lists or go to one of the following websites, which have organized their suggestions in a user-friendly format.

Waltham Public Library <http://www.waltham.lib.ma.us/children/index.php>

Center for Teaching and Learning http://www.c-t-l.org/kids_recommend.html

Children's Choices Booklist <http://www.reading.org/Resources/Booklists/ChildrensChoices.aspx>

Horn Book Summer Reading <http://www.hbook.com/resources/books/summer.asp>

Planet Esme <http://www.planetesme.com/fun.html>

Alphabet Books

A Long Trip to Z by Fulvio Testa
Alligators All Around by Maurice Sendak
Alphabeep by Debora Pearson
Alphabet Adventure by Audrey Wood
Alphabet Under Construction
 by Denise Fleming
Chicka, Chicka, Boom, Boom
 by Bill Martin
Matthew ABC by Peter Catalanoto
On Market Street by Arnold Lobel
Superhero ABC
 by Bob McLeod
The Letters are Lost
 by Lisa Campbell Ernst
The Z is Zapped
 by Chris Van Allsburg

**Wordless Books**

Alphabet City
 by Stephen Johnson
Carl books by Alexandra Day



Flotsam by David Wiesner
Pancakes by Tomie dePaola
Red Book by Barabara Lehmann
Snowman by Raymond Briggs
Yellow Umbrella by Dong Sheen

Short List of Independent Reading

Bear, Bug and Boy series
 by David McPhail
Biscuit series by Alyssa Capucilli
Bob books
 by Bobby Lynn Maslen
Cookie's Week by Cindy Ward
Danny and the Dinosaur
 by Syd Hoff
Dragon series by Dav Pilkey
The Elephant and Piggie series
 by Mo Willems
Monkey See, Monkey Do
 by Marc Gave

**Poetry**

A Pocketful of Stars: Poems about the Night

by Siegen Smith
Asana and the Animals: A Book of Pet poems
 by Grace Nichols
Dinosaur Dances -- Dinosaur poems
 by Jane Yolen



Making Friends with Frankenstein
 -- Monster poems
 by Colin McNaughton

Wish You Were Here by And I Wasn't-- Vacation poems
 by Colin McNaughton

**Caldecott Award Winners**

Henry's Freedom Box: A True Story from the Underground Railroad
 by Ellen Levine
Joseph Had a Little Overcoat
 by Simms Taback
Kitten's First Full Moon
La primera luna llena de Gatita
 by Kevin Henkes
The Hello, Goodbye Window
 by Norton Juster
The Man Who Walked Between the Towers by Mordicai Gerstein

My Friend Rabbit
 by Eric Rohmann
Tops and Bottoms
 by Janet Stevens
What Do You Do With a Tail Like This ?
 by Steve Jenkins

**Theodore Seuss Geisel Award for Beginning Reader Books**

Hil Fly Guy
 by Tedd Arnold
There is a Bird on your Head
 by Mo Willems

**Classic Books**

Blueberries for Sal by Robert McCloskey
Cinderella stories by multiple authors
Clifford series
 by Norman Bridwell
Corduroy
 by Don Freeman
Curious George series
 by H. A. Rey
Madeline by Ludwig Bemelmens
Where the Wild Things Are
 by Maurice Sendak
Peter Rabbit series
 by Beatrix Potter

**Favorite Authors/Illustrator**

Jan Brett
 Marc Brown
 Eric Carle
 Lauren Child
 Miriam Cohen
 Donald Crews
 Jamie Lee Curtis & Laura Comell
 Tomie dePaola
 Lois Ehlert
 Don Freeman

Paul Galdone
 Kevin Henkes
 Pat Hutchins
 Ezra Jack Keats
 Grace Lin
 Leo Lionni
 Jonathan London
 James Marshall
 Bill Martin
 Robert McCloskey

Jane O'Connor
 Peggy Parrish
 Dav Pilkey
 Richard Scarry
 Maurice Sendak
 Dr. Seuss
 David Shannon
 Rosemary Wells
 Mo Willems
 Audrey Wood




Name _____

Date _____



Title of Story _____




Draw a picture of your favorite part of the story.



My favorite part was _____

Incoming First Grade

Week 1



2 3 4 5 6 7 8



Color the circle red. Color the rectangle yellow. Color the triangle blue.



Circle the group that has 5 hearts.



Circle the part that repeats again and again.



Put your finger on 4. Count up 2. What number are you on? Circle the number.



Circle the container that holds more. Mark an X on the container that holds less.



_____ ¢



_____ ¢


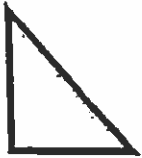


$$5 + 1 = \underline{\hspace{2cm}}$$



x	x	x	x	x
x	x	x	x	x

x	x	x	x	x
x				



9 10 11 12 13 14 15



Write how many cents.



Count the smiley faces. Then draw one more smiley face. Write the number that tells how many smiley faces in all.



Count. Write the number that tells how many X's.



Look at the shape at the beginning of the row. Circle the shapes that are the same.




Put your finger on 10. Count up 4. What number are you on? Circle the number.

May						
Sunday	Monday	Tuesday	Wednesday	Thursday	Friday	Saturday
	1	2	3	4	5	6
7	8	9	10	11	12	13
14	15	16	17	18	19	20
21	22	23	24	25	26	27
28	29	30	31			

_____ Saturdays


_____ Days in May



6 5 4 3 2

7

8



X	X	X	X	X
X	X	X	X	X

X	X	X	X	X
X	X	X	X	



8

+

1

=



Count the Saturdays. Write how many. Write how many days in May.



Circle the missing number that belongs in the grey square.



Color the cubes to show what comes next.



Count. Write the number that tells how many X's.



Count the lightning bolts. Then draw one more lightning bolt. Write the number that tells how many lightning bolts in all.



+

=



5

10



20



x	x	x	x	x
x	x	x	x	x

x	x	x	x	x
x	x	x	x	x

25



Where We Played







Write how many cents under each set of coins. How many cents are there in all?



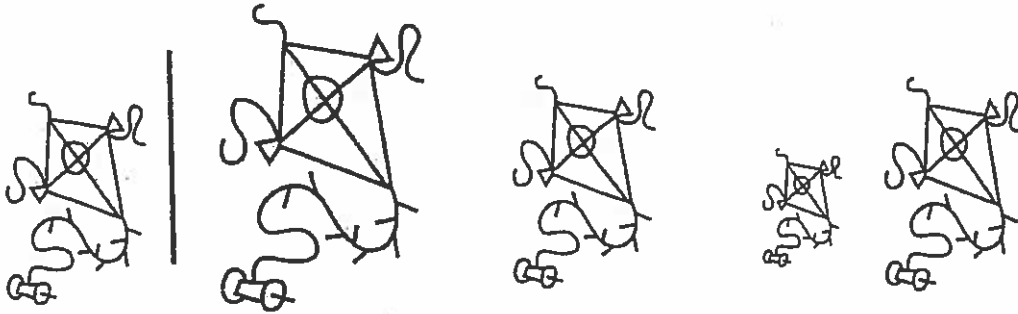
Count by fives. Fill in the missing numbers.



Draw more counters to make 25.

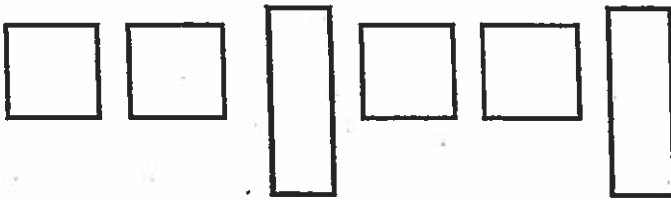


Color the circle red. Color the triangle yellow. Color the rectangle blue. Color the square green.



X	X	X	X	X
X	X	X	X	X

X	X	X		





10, 11, _____, 13, 14, _____, 16, _____, 17



3 + 2 = _____



Look at the kite at the beginning of the row. Circle the kites that are the same size.



Count. Write the number that tells how many X's.



Read the pattern. Circle the part that repeats again and again. Draw the missing shapes.




Write the missing numbers.



Write the number that tells how many balloons in all.

Incoming First Grade

Week 6



11, 12, 13, 14, _____



Color the circle blue. Color the rectangle orange. Color the triangle red.



Count the moons. Write the number of moons next to each group.



Circle the part that repeats again and again. Draw the next shape in the pattern.



Put your finger on 12. Count up 2. What number are you on? Circle the number. Write the next number.



Circle the container that holds less. Mark an X on the container that holds more.



_____ ¢



_____ ¢



7 + 1 = _____



x	x	x	x	x
x	x	x	x	x

x	x	x	x	x
x	x	x		



12 13 14 15 16 17 _____



Write how many cents.



Count the hearts. Then draw one more heart. Write the number that tells how many hearts in all.



Count. Write the number that tells how many X's.



Look at the shape at the beginning of the row. Circle the shapes that have the same number of sides.




Put your finger on 13. Count up 4. What number are you on? Circle the number. Write the next number.



June						
Sunday	Monday	Tuesday	Wednesday	Thursday	Friday	Saturday
	1	2	3	4	5	6
7	8	9	10	11	12	13
14	15	16	17	18	19	20
21	22	23	24	25	26	27
28	29	30				

_____ Mondays

_____ Days in June



8 7 6 5 4

10

9



X	X	X	X	X
X	X	X	X	X

X	X	X	X	X



$$6 + 1 = \underline{\hspace{2cm}}$$



Count the Mondays. Write how many. Write how many days in June.



Circle the missing number that belongs in the grey square.



Color the cubes to show what comes next.



Count. Write the number that tells how many X's.



Count the lightning bolts. Then draw one more lightning bolt. Write the number that



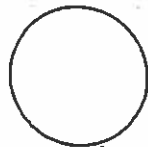
_____ ¢ + _____ ¢ = _____ ¢



X	X	X	X	X
X	X	X	X	X

X	X	X	X	X
X	X	X	X	X

27



Where We Played





Write how many cents under each set of coins. How many cents are there in all?



Color the cubes to show what comes next.



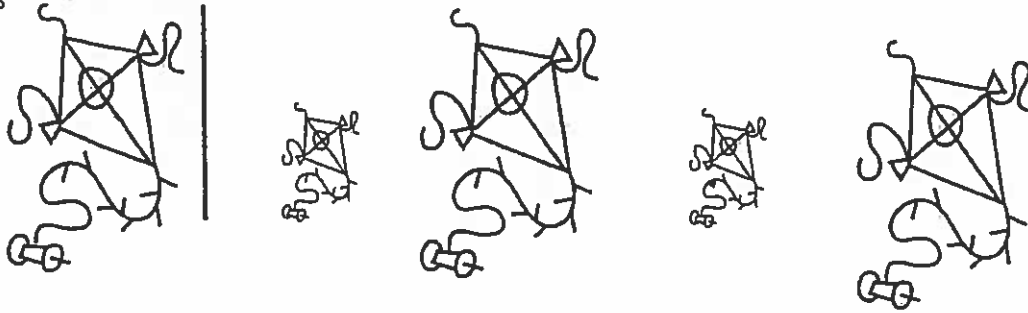
Draw more counters to make 25.



Circle the shapes that have the same amount of sides.



Use the graph. Write how many in each group. Circle the number that shows where fewer children played.



X	X	X	X	X	X	X					
X	X	X	X	X							



12, 13, ____, 15, 16, ____, 18, ____, 20



1 + 2 = _____



Look at the kite at the beginning of the row. Circle the kites that are smaller.

Count. Write the number that tells how many X's.

Read the pattern. Circle the part that repeats again and again. Draw the missing shapes.

Write the missing numbers.

Write the number that tells how many balloons in all.