
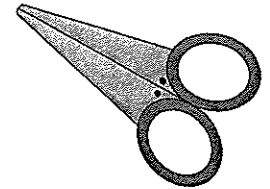


Kindergarten Supply List


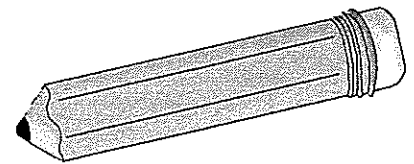
Children's Personal Supplies:

- 1 1" 3 ring binder
- 2 two-pocket folders
- 4 packs of 24 count crayons
- 1 plastic school box (size 8 1/2 by 5 1/2)
- 8 large glue sticks
- 2 pink erasers
- 2 packages of black dry erase markers
- 1 pack of No.2 wooden pencils
- 1 set of headphones
- 1 Large Size T-shirt for art
- 1 reusable bag for library books



Classroom Supplies:

- 2 rolls of paper towels
- 2 boxes of tissues
- 2 containers of disinfecting wipes
- 1 bottle of hand sanitizer
- Boys: 1 box of gallon size Ziplock bags
1 pack of plastic forks
- Girls: 1 box of quart size Ziplock bags
1 pack of plastic spoons



**Please be sure to label your child's personal belongings,
especially UNIFORMS AND SWEATSHIRTS!!!**

Dear Families of **Almost** Kindergarteners,

Though summer break is only a few months long, it is still very important to maintain the incredible academic and personal skills your child has learned and worked so hard on this year. Summer Slump occurs when students lose skills over the summer by not continuing to practice them outside of classroom walls. Summer is also a great opportunity to practice new skills your child may not have mastered yet.

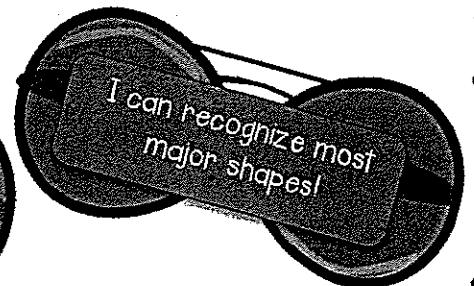





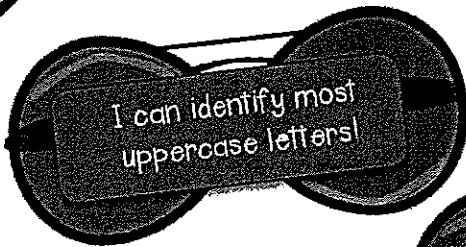




Inside this packet, you will find a variety of activities that will help your child get ready for their big **Kindergarten** year! Take your time spreading activities across the summer. Revisit activities that your child may not be strong in. Lots of practice over the summer will make for a stronger start to your child's first official educational experience.

Remember, play is also important for your child to learn! It is encouraged for your child to have authentic play experiences this summer- especially away from screen time! Encourage your **almost Kindergartener** to read books, visit the park or playground, pedal a tricycle, draw pictures, build towers of blocks, create with playdough, and pretend play!

Have a wonderful Summer!

Shine In Kindergarten

Can you do the skill in each pair of sunglasses?
The more you can do, the more you'll shine
in Kindergarten!



KINDERGARTEN BLACKOUT

Becoming a kindergartener is so exciting. To get ready, practice these skills over the summer. As you master them, Color the square. Try to fill the board for a KINDERGARTEN BLACKOUT!

Write your first name. Remember: Capital first but the rest lowercase!	Count to 30.	Identify lowercase letters.	Name all the 2D shapes.	Count to 100 by 1s.
Write all capital letters.	Write your numbers to 30.	Read color words.	Count 30 pieces of cereal.	Count to 100 by 10s.
Write all lowercase letters.	Identify colors.	Draw a picture of yourself.	Tell someone about your favorite toy.	Read 20 sight words.
Say all of your letter sounds.	Identify numbers to 30.	Do 20 jumping jacks while counting.	Learn your phone number.	Write your last name. Remember: Capital first but the rest lowercase!
Tie your shoes.	Identify capital letters.	Read stories.	Learn your birthday.	Make a list of rhyming words.

Each of these skills will help you be the best kindergartener you can be. It's okay if you don't color them all because you'll learn them. Attached are reference sheets to help you complete these tasks. Have a wonderful summer!

I can find UPPERCASE letters.

M

D

T

B

S

W

A

U

L

N

H

V

F

C

K

E

Z

G

R

Q

Y

O

X

I

J

P



I can find lowercase letters.

	i	s	b	
c	o	n	r	h
q	k	a	g	x
j	d	p	f	z
u	t	m	l	y
	v	e	w	



K U P T D

R J B O L

Z C V X E

G Y Q F W

N M H I


S

A



I know my letter **SOUNDS!**

see	like	I
my	we	is
to	go	and
a	the	it
is	be	this
what	can	on
at	play	you
love	mom	dad



I can read
sight words!

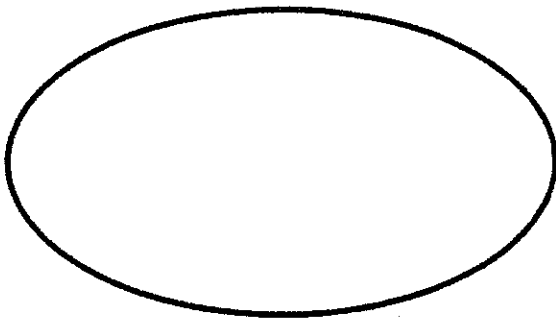

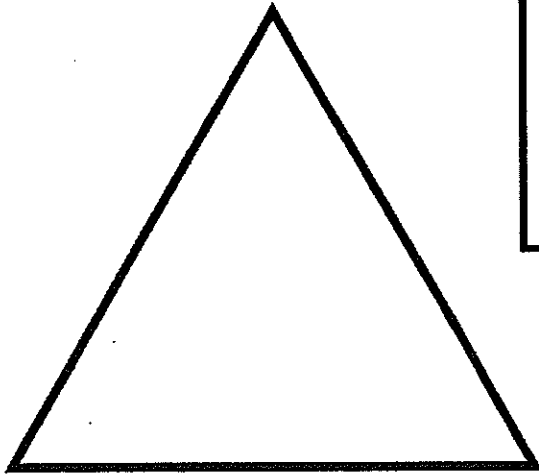
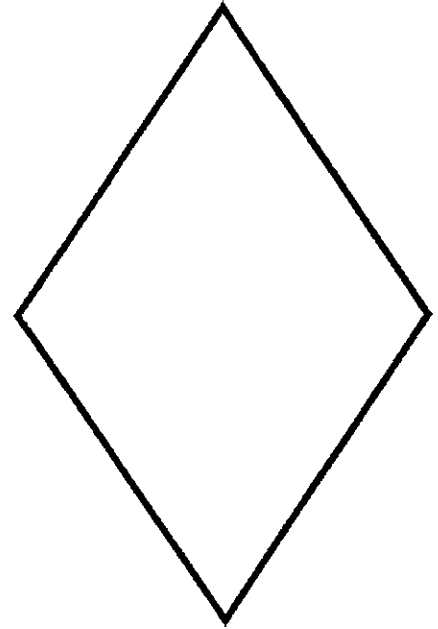




number identification fluency 1-30

7	20	15	3	25
12	6	30	26	21
2	10	19	28	5
17	13	23	8	14
22	16	29	1	27
9	4	24	11	18


I KNOW MY SHAPES!

Color key: triangle-green circle-yellow rectangle-red
oval-blue square- purple diamond/rhombus-orange




I KNOW MY COLORS!


I see a **brown** dog.




I see a **purple** fish.




I see a **pink** backpack.




I see a **yellow** bus.



I see a **blue** flower.




I see a **red** frog.





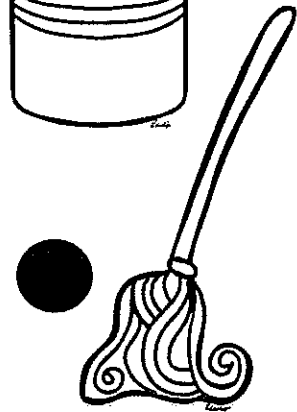

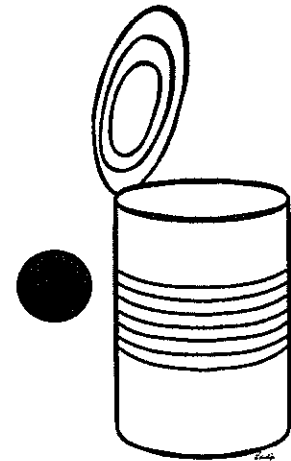

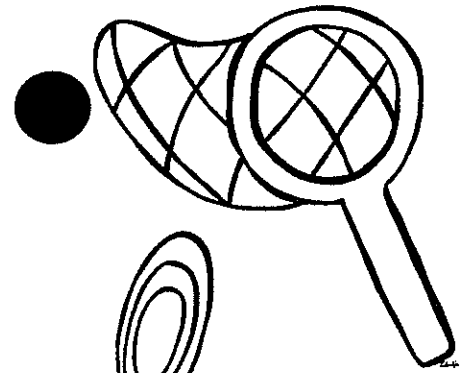
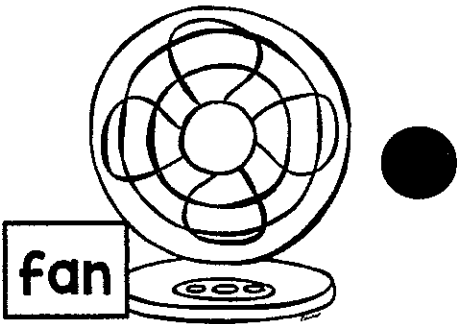

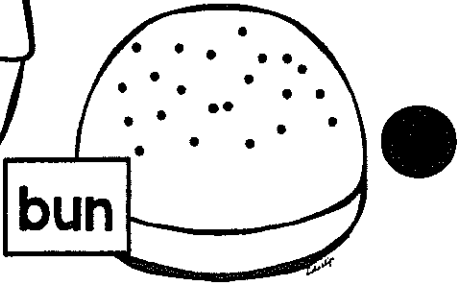
I see a **green** sock.





I am a rhymers!

Draw a line from each picture to its rhyming match.



I can **WRITE** my name!

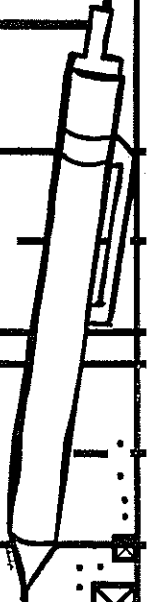
First name


MIDDLE name

Last name

MY FULL name

Handwriting practice lines consisting of a solid top line, a dashed middle line, and a solid bottom line. The first set of lines is positioned above the text 'MY FULL name', and the second set is positioned below it.





My Self-Portrait